










Printmaking Supplies

	<p>Hard Lino Roller/Brayer 4 Inches 6 inches Hard Rubber brayer. Reversible roller that can be used as a stand between uses.</p>	<p>4 inch: \$9.00 Total</p> <p>6 inch: \$12.00 Total</p>
	<p>Lino Handle/Cutter Set For lino carving. Handle with set of 5 lino cutting tools.</p>	<p>\$12.00 Total</p>
	<p>Lino Handle/Cutter Set Lino cutter handle</p>	<p>\$3.00 Total</p>
	<p>Speedball Lino Handle Cutter Set For Lino Carving. Handle with set of 5 lino cutting tools. Bottom opens up to store extra blades.</p>	<p>\$17.00 Total</p>
	<p>Lee Valley Block Cutters Professional grade block cutters for use with lino, and wood.</p>	<p>\$52.00 Total</p>

 <p>The image shows the packaging for the Speedball Speedy-Stamp Stamp Making Kit. The packaging is primarily gold and white with a red circular logo at the top left. Text on the packaging includes "Speedball", "SPEEDY-STAMP", "STAMP MAKING KIT", and "IT'S EASY TO CREATE YOUR OWN STAMPS!". It lists features like "Instantly transfer images from photocopier to stamp!", "Make UNIQUE Stamps from your own photos, computer art, or text", "NO DRAWING skills necessary", and "Great FUN for students ages 10 and up". The price tag indicates "\$14.00 TOTAL". The kit includes a lino cutter handle, two lino cutter tools, and a lino block.</p>	<p style="text-align: center;">Speedball Speedy-Stamp Stamp Making Kit</p> <p style="text-align: center;">Includes: Lino Cutter Handle (x2) Lino Cutter tools Lino Block</p>	<p style="text-align: right;">\$14.00 Total</p>
 <p>The image shows a bright red, semi-circular hand guard made of plastic. It has a curved shape designed to protect the hand while cutting a lino block. The brand name "ESSDEE" is embossed on the side.</p>	<p style="text-align: center;">Essdee Lino Block Cutting Hand Guard</p> <p style="text-align: center;">An essential guard for lino cutting offering affording protection for the user when cutting towards the hand. Good for left and right-handed users.</p>	<p style="text-align: right;">\$5.00 Total</p>
 <p>The image shows a plain, light-colored rectangular lino block. It is a high-density rubber block used for carving stamps.</p>	<p style="text-align: center;">Speedball Speedy Cut Lino Block 4 x 6 inches</p> <p style="text-align: center;">High density rubber block provide a fast and easy carving surface ideal for students and novice printmakers. Designs can be carved on both sides.</p>	<p style="text-align: right;">\$7.00 Total</p>
 <p>The image shows a dark-colored lino block with a yellow label. The label reads "Jack Richeson Easy-to-Cut Lino", "4 x 6 inches", and "\$3.00 total". It also includes a barcode and some smaller text.</p>	<p style="text-align: center;">Jack Richeson Easy-to-Cut Lino block 4 x 6 inches</p> <p style="text-align: center;">Smooth lino surface ideal for carving into.</p>	<p style="text-align: right;">\$3.00 Total</p>

	<p>Esdee Lino Blocks</p> <p>Available in:</p> <p>4 x 6</p> <p>6 x 8</p> <p>8 x 12</p> <p>Harder lino surface for carving into. Holds good detail.</p>	<p>4x6: \$3.00 Total</p> <hr/> <p>6x8: \$5.00 Total</p> <hr/> <p>8x12: \$8.00 Total</p>
	<p>Speedball Block Printing Ink</p> <p>Available in:</p> <p>37ml, 75ml, 150ml tubes and 16oz jars</p> <p>Colours Available:</p> <p>Black</p> <p>White</p> <p>Red</p> <p>Blue</p> <p>Yellow</p> <p>Brown</p> <p>Violet</p> <p>Magenta</p> <p>Silver</p> <p>Gold</p> <p>Green</p> <p>Turquoise</p> <p>*Please note: Certain colours not available in all sizes.</p>	<p>37ml: \$7.00 Total</p> <hr/> <p>75ml: \$11.00 Total</p> <hr/> <p>150ml: \$17.00 Total</p> <hr/> <p>16oz Jar: \$33.00 Total</p>